



PDMCC Round 4

Sorted on Laps

01 - Supersport / Pre-Injection / F400

3 Sisters International 0.932 miles

Race 1

15/09/2024 11:46

Race (7 Laps) started at 11:46:07

Pos	No.	Name	Class	Laps	Diff	Total Tm	Best Tm	Town / City	Team Name
-----	-----	------	-------	------	------	----------	---------	-------------	-----------

Pre Injection

1	54	Daniel Tomlinson	Pre Injection	7		7:37.514	1:03.710	Great Harwood	
2	8	Leon Donaghy	Pre Injection	7	20.320	7:57.834	1:05.948	Wrea Green	
3	313	Darren Fawcette	Pre Injection	7	20.640	7:58.154	1:05.518	Whitehaven	
4	232	David Barnes	Pre Injection	7	27.102	8:04.616	1:07.678	Blackburn	
5	951	Jordan Watling	Pre Injection	7	38.804	8:16.318	1:08.864	Doncaster	
6	71	Mike Davis	Pre Injection	7	1:03.081	8:40.595	1:11.775		
7	756	Christopher Peers	Pre Injection	7	1:04.078	8:41.592	1:11.402	Rochdale	

Supersport 600

1	93	Max Ainscough	Supersport 600	7		7:30.765	1:02.439	Leigh	
2	125	Stephen Ryan	Supersport 600	7	2.935	7:33.700	1:02.667	Warrington	
3	34	Sean Cookney	Supersport 600	7	18.272	7:49.037	1:04.091	Ashton in Mak	
4	18	William Neville	Supersport 600	7	18.811	7:49.576	1:04.090	Burnley	
5	140	Richard Greenhalgh	Supersport 600	7	1:08.315	8:39.080	1:11.616	Chorley	

Announcements

Supersport 600 92.5% Ave Speed = 48.19 mph

Pre Injection 92.5% Ave Speed = 47.48 mph

Margin of Victory	Avg. Speed	Best Lap Tm	Best Speed	Best Lap by
2.935	52.103	1:02.439	53.736	93 - Max Ainscough

Chief Timekeeper: Gavin Morrison

Orbits

Timekeepers: Damien Johnson

Results not official unless signed

www.mylaps.com

Licensed to: PDMCC

Printed: 18/09/2024 04:18:11



PDMCC Round 4

Sorted on Laps

02 - Streetstock 125

3 Sisters International 0.932 miles

Race 2

15/09/2024 11:59

Race (7 Laps) started at 11:59:24

Pos	No.	Name	Class	Laps	Diff	Total Tm	Best Tm	Town / City	Team Name
-----	-----	------	-------	------	------	----------	---------	-------------	-----------

Streetstock 125

1	198	Callum Atherton	Streetstock 125	7		7:59.562	1:06.061	Wigan	
2	801	Karl Gilbert	Streetstock 125	7	7.934	8:07.496	1:07.906	Leigh	
3	769	David Green	Streetstock 125	7	8.353	8:07.915	1:07.957	Knottingley	
4	158	Paul Livesey	Streetstock 125	7	9.688	8:09.250	1:08.293	Glossop	
5	103	Max Hemsworth	Streetstock 125	7	42.087	8:41.649	1:11.879	Sheffield	
6	199	Dillon Marr	Streetstock 125	7	43.347	8:42.909	1:12.624	Wigan	
7	37	Arthur Woods	Streetstock 125	7	43.902	8:43.464	1:12.261	Ormskirk	
8	172	Mason Mitchelle	Streetstock 125	7	44.595	8:44.157	1:12.218	Reddish	
9	135	Luca Tomlinson	Streetstock 125	7	1:08.313	9:07.875	1:15.800	Bury	
10	322	Liam Whiteley	Streetstock 125	7	1:09.293	9:08.855	1:15.329	Isle Of Man	
11	65	David Madsen	Streetstock 125	6	1 Lap	8:01.210	1:16.718	Little Hutton	
12	67	Bethany Cardwell	Streetstock 125	6	1 Lap	8:02.313	1:17.343	Bispham	
13	850	Erica Lawson	Streetstock 125	6	1 Lap	8:13.313	1:18.928	Sale	
14	6	Annette Ridge	Streetstock 125	6	1 Lap	8:14.220	1:18.947	Leigh	
15	132	Nathan Nicholson	Streetstock 125	6	1 Lap	9:15.203	1:29.839	Chorley	

Not classified

DNF	1	Morgan Fulop	Streetstock 125	2	DNF	2:19.993	1:05.768	Bolton	
-----	---	--------------	-----------------	---	-----	----------	----------	--------	--

Announcements

Streetstock 125 92.5% Ave Speed = 45.3 mph

Margin of Victory	Avg. Speed	Best Lap Tm	Best Speed	Best Lap by
7.934	48.975	1:06.061	50.789	198 - Callum Atherton

Chief Timekeeper: Gavin Morrison

Orbits

Timekeepers: Damien Johnson

Results not official unless signed

www.mylaps.com

Licensed to: PDMCC

Printed: 18/09/2024 04:19:49



PDMCC Round 4

Sorted on Laps


03 - Stock Twins / Open Twins

3 Sisters International 0.932 miles

Race 3

15/09/2024 12:14

Race (6 Laps) started at 12:14:05



Pos	No.	Name	Class	Laps	Diff	Total Tm	Best Tm	Town / City	Team Name
Open Twins									
1	30	James Gerrard	Open Twins	6		6:53.005	1:05.595	Bolton	
2	113	Stephen Johnston	Open Twins	6	35.461	7:28.466	1:12.662	Birkenhead	
3	34	Sean Cookney	Open Twins	1	5 Laps	3:50.419		Ashton in Mak	
4	791	Enrico Belsito	Open Twins	6	42.491	7:35.496	1:12.856	Manchester	
Stock Twins									
1	123	Yianni Karakousis	Stock Twins	6		6:54.581	1:06.405		
2	181	Ryan Arnold	Stock Twins	6	4.422	6:59.003	1:07.959	Newton Le Wil	
3	95	Kurt Brown	Stock Twins	6	5.319	6:59.900	1:08.648	Leyland	
4	232	David Barnes	Stock Twins	6	5.436	7:00.017	1:06.199	Blackburn	
5	35	Jay Gilbert	Stock Twins	6	11.903	7:06.484	1:07.564	Warrington	
6	1	Morgan Fulop	Stock Twins	6	12.022	7:06.603	1:07.326	Bolton	
7	166	Kian O'Sullivan	Stock Twins	6	32.787	7:27.368	1:10.791	Preston	
8	55	Carl Bayliss	Stock Twins	6	34.169	7:28.750	1:12.672	Liverpool	
9	78	Paul Evans	Stock Twins	6	34.352	7:28.933	1:12.547	Nottingham	
10	167	James Baron	Stock Twins	6	49.497	7:44.078	1:15.059	Kendal	
11	94	Michael Brown	Stock Twins	5	1 Lap	7:18.604	1:25.168		

Announcements

- #166 - 10s penalty jump start
- #34 No Tx, position assigned manually, time not official
- Stock Twins 92.5% Ave Speed = 44.91 mph
- Open Twins 92.5% Ave Speed = 45.08 mph

Margin of Victory	Avg. Speed	Best Lap Tm	Best Speed	Best Lap by
1.576	48.743	1:05.595	51.150	30 - James Gerrard

Chief Timekeeper: Gavin Morrison

Orbits

Timekeepers: Damien Johnson

Results not official unless signed

www.mylaps.com
Licensed to: PDMCC



PDMCC Round 4

Sorted on Laps


04 - Single Cylinder / Supermoto

3 Sisters International 0.932 miles

Race 4

15/09/2024 12:26

Race (7 Laps) started at 12:26:45



Pos	No.	Name	Class	Laps	Diff	Total Tm	Best Tm	Town / City	Team Name
Single Cylinder									
1	35	Jay Gilbert	Single Cylinder	7		8:16.162	1:08.693	Warrington	
2	801	Karl Gilbert	Single Cylinder	7	0.188	8:16.350	1:08.029	Leigh	
3	158	Paul Livesey	Single Cylinder	7	0.864	8:17.026	1:08.978	Glossop	
4	129	Jack Cunningham-Smith	Single Cylinder	7	19.697	8:35.859	1:10.719	Bury	
5	38	James Millington	Single Cylinder	7	43.266	8:59.428	1:13.119	Barrow in Furr	
6	271	Robin Bartlett	Single Cylinder	6	1 Lap	8:07.069	1:18.343	Leyland	
7	101	Jack Collier	Single Cylinder	6	1 Lap	8:09.350	1:18.595	Wigan	
8	70	Andrew Henworth	Single Cylinder	6	1 Lap	8:35.171	1:21.443	Carnforth	
Not classified									
DNF	173	David McGlone	Single Cylinder	6	DNF	7:03.795	1:08.470	Hull	
Supermoto									
1	15	David Clarke	Supermoto	7		7:55.060	1:05.015	New Longton	
2	422	Clint Davis	Supermoto	7	5.049	8:00.109	1:06.502	Kendal	
3	691	Karl Geary	Supermoto	7	5.625	8:00.685	1:06.435	Morcambe	

Announcements

Open Twins 92.5% Ave Speed = 45.08 mph
Single Cylinder 92.5% Ave Speed = 43.78 mph

Margin of Victory	Avg. Speed	Best Lap Tm	Best Speed	Best Lap by
5.049	49.439	1:05.015	51.607	15 - David Clarke

Chief Timekeeper: Gavin Morrison
Timekeepers: Damien Johnson

Results not official unless signed

www.mylaps.com
Licensed to: PDMCC



PDMCC Round 4

Sorted on Laps

05 - 401-1300 / Steel Frame / Forgotten

3 Sisters International 0.932 miles

Race 5

15/09/2024 13:54

Race (7 Laps) started at 13:54:38

Pos	No.	Name	Class	Laps	Diff	Total Tm	Best Tm	Town / City	Team Name
-----	-----	------	-------	------	------	----------	---------	-------------	-----------

Forgotten Era

1	26	Brad Mason	Forgotten Era	6		7:46.789	1:16.106	Sabden	
2	259	Paul Sweeney	Forgotten Era	6	0.203	7:46.992	1:13.541	Irlam	
3	14	Thomas Robinson	Forgotten Era	6	46.012	8:32.801	1:23.066	Darwen	

Steel Frame 600

1	8	Leon Donaghy	Steel Frame 600	7		8:16.594	1:08.471	Wrea Green	
2	313	Darren Fawcette	Steel Frame 600	7	1.926	8:18.520	1:08.899	Whitehaven	
3	71	Mike Davis	Steel Frame 600	7	16.283	8:32.877	1:11.569		
4	756	Christopher Peers	Steel Frame 600	6	1 Lap	8:03.044	1:16.884	Rochdale	

401-1300

1	93	Max Ainscough	401-1300	7		7:31.047	1:03.256	Leigh	
2	125	Stephen Ryan	401-1300	7	14.333	7:45.380	1:05.807	Warrington	
3	54	Daniel Tomlinson	401-1300	7	29.875	8:00.922	1:07.275	Great Harwood	
4	18	William Neville	401-1300	7	36.285	8:07.332	1:07.392	Burnley	
5	95	Kurt Brown	401-1300	7	44.281	8:15.328	1:08.504	Leyland	
6	53	Mark Orrell	401-1300	7	47.985	8:19.032	1:09.077	Burnley	
7	113	Stephen Johnston	401-1300	7	1:05.371	8:36.418	1:12.377	Birkenhead	
8	166	Kian O'Sullivan	401-1300	7	1:05.558	8:36.605	1:12.136	Preston	
9	117	Daniel Rossi	401-1300	6	1 Lap	7:34.074	1:12.641	Rhyl	

Announcements

401-1300 92.5% Ave Speed = 48.16 mph

Forgotten Era 92.5% Ave Speed = 39.89 mph

Steel Frame 92.5% Ave Speed = 43.74 mph

Margin of Victory	Avg. Speed	Best Lap Tm	Best Speed	Best Lap by
14.333	52.071	1:03.256	53.042	93 - Max Ainscough

Chief Timekeeper: Gavin Morrison

Orbits

Timekeepers: Damien Johnson

Results not official unless signed

www.mylaps.com
Licensed to: PDMCC



PDMCC Round 4

Sorted on Laps

06 - Classic 50/UT250/O250/Post Clas/MZ

3 Sisters International 0.932 miles

Race 6

15/09/2024 14:08

Race (6 Laps) started at 14:08:01

Pos	No.	Name	Class	Laps	Diff	Total Tm	Best Tm	Town / City	Team Name
-----	-----	------	-------	------	------	----------	---------	-------------	-----------

Classic Over 250

1	30	James Gerrard	Classic Over 250	6		7:41.031	1:14.573	Bolton	
2	108	Derek Butler	Classic Over 250	6	1:05.271	8:46.302	1:22.882	Flookborough	
3	80	Sue Stelfox	Classic Over 250	6	1:05.979	8:47.010	1:25.188	Brampton	

Classic up to 250

1	791	Enrico Belsito	Classic up to 250	6		7:57.271	1:15.986	Manchester	
---	-----	----------------	-------------------	---	--	----------	----------	------------	--

MZ

1	173	David McGlone	MZ	6		7:50.470	1:15.290	Hull	
2	156	Russell Turner	MZ	6	7.218	7:57.688	1:16.783	Stockport	
3	38	James Millington	MZ	6	7.692	7:58.162	1:17.114	Barrow in Furr	
4	271	Robin Bartlett	MZ	6	22.772	8:13.242	1:19.960	Leyland	
5	70	Andrew Henworth	MZ	6	1:01.795	8:52.265	1:24.854	Carnforth	

Post Classic

1	177	Tim Jones	Post Classic	6		7:54.458	1:16.404	Windermere	
2	64	Garth Woods	Post Classic	6	3.356	7:57.814	1:17.114	Preston	

Announcements

Classic up to 250 92.5% Ave Speed = 39.01 mph

Classic over 250 92.5% Ave Speed = 40.39 mph

Post Classic 92.5% Ave Speed = 40.17 mph

MZ 92.5% Ave Speed = 39.58 mph

Margin of Victory	Avg. Speed	Best Lap Tm	Best Speed	Best Lap by
9.439	43.666	1:14.573	44.992	30 - James Gerrard

Chief Timekeeper: Gavin Morrison

Orbits

Timekeepers: Damien Johnson

Results not official unless signed

www.mylaps.com

Licensed to: PDMCC

Printed: 18/09/2024 04:22:29



PDMCC Round 4

Sorted on Laps

07 - Up to 500

3 Sisters International 0.932 miles

Race 7

15/09/2024 14:20

Race (7 Laps) started at 14:20:32

Pos	No.	Name	Class	Laps	Diff	Total Tm	Best Tm	Town / City	Team Name
-----	-----	------	-------	------	------	----------	---------	-------------	-----------

Up to 500

1	181	Ryan Arnold	Up to 500	7		8:16.727	1:09.255	Newton Le Wil	
2	55	Carl Bayliss	Up to 500	7	1.990	8:18.717	1:09.197	Liverpool	
3	316	Liam Taylor	Up to 500	7	4.153	8:20.880	1:09.349	Cannock	
4	113	Stephen Johnston	Up to 500	7	17.286	8:34.013	1:11.306	Birkenhead	
5	383	Richard Hughes	Up to 500	7	20.152	8:36.879	1:11.524		
6	129	Jack Cunningham-Smith	Up to 500	7	38.725	8:55.452	1:12.390	Bury	
7	131	Carl Nicholson	Up to 500	7	57.966	9:14.693	1:16.293	Wigan	
8	39	Sean Hooper	Up to 500	7	1:02.702	9:19.429	1:17.183	Stoke on Trent	
9	14	Thomas Robinson	Up to 500	6	1 Lap	8:19.501	1:21.316	Darwen	
10	101	Jack Collier	Up to 500	6	1 Lap	8:19.985	1:21.262	Wigan	
11	94	Michael Brown	Up to 500	6	1 Lap	9:30.254	1:32.882		

Not classified

DNF	951	Jordan Watling	Up to 500	5	DNF	5:54.680	1:07.837	Doncaster	
-----	-----	----------------	-----------	---	-----	----------	----------	-----------	--

Announcements

Up to 500 92.5% Ave Speed = 43.73 mph

Margin of Victory	Avg. Speed	Best Lap Tm	Best Speed	Best Lap by
1.990	47.282	1:09.197	48.488	55 - Carl Bayliss

Chief Timekeeper: Gavin Morrison

Orbits

Timekeepers: Damien Johnson

Results not official unless signed

www.mylaps.com

Licensed to: PDMCC

Printed: 18/09/2024 04:27:02



PDMCC Round 4

Sorted on Laps

08 - Evo Tech

3 Sisters International 0.932 miles

Race 8

15/09/2024 14:34

Race (7 Laps) started at 14:34:47

Pos	No.	Name	Class	Laps	Diff	Total Tm	Best Tm	Town / City	Team Name
-----	-----	------	-------	------	------	----------	---------	-------------	-----------

Evo Tech

1	198	Callum Atherton	Evo Tech	7		8:08.863	1:07.744	Wigan	
2	35	Jay Gilbert	Evo Tech	7	6.286	8:15.149	1:08.034	Warrington	
3	133	Darren Anderson	Evo Tech	7	9.012	8:17.875	1:07.921	Brigg	
4	1	Morgan Fulop	Evo Tech	7	10.555	8:19.418	1:09.225	Bolton	
5	19	Philip Mapplebeck	Evo Tech	7	22.123	8:30.986	1:10.306	Ossett	
6	801	Karl Gilbert	Evo Tech	7	22.561	8:31.424	1:10.828	Leigh	
7	37	Arthur Woods	Evo Tech	7	40.076	8:48.939	1:12.401	Ormskirk	
8	199	Dillon Marr	Evo Tech	7	40.870	8:49.733	1:12.744	Wigan	
9	172	Mason Mitchelle	Evo Tech	7	48.368	8:57.231	1:14.634	Reddish	
10	135	Luca Tomlinson	Evo Tech	7	1:12.388	9:21.251	1:16.942	Bury	
11	65	David Madsen	Evo Tech	6	1 Lap	8:20.835	1:18.723	Little Hutton	
12	850	Erica Lawson	Evo Tech	6	1 Lap	8:28.935	1:20.724	Sale	
13	28	Lennon Brooks	Evo Tech	6	1 Lap	8:29.035	1:21.792	Skelmersdale	
14	6	Annette Ridge	Evo Tech	6	1 Lap	8:29.305	1:20.522	Leigh	
15	67	Bethany Cardwell	Evo Tech	6	1 Lap	8:29.919	1:21.506	Bispham	

Announcements

Evo Tech 92.5% Ave Speed = 44.43 mph

Margin of Victory	Avg. Speed	Best Lap Tm	Best Speed	Best Lap by
6.286	48.043	1:07.744	49.528	198 - Callum Atherton

Chief Timekeeper: Gavin Morrison

Orbits

Timekeepers: Damien Johnson

Results not official unless signed

www.mylaps.com

Licensed to: PDMCC

Printed: 18/09/2024 04:27:40



PDMCC Round 4

Sorted on Laps

01 - Supersport / Pre-Injection / F400

3 Sisters International 0.932 miles

Race 9

15/09/2024 15:06

Race (7 Laps) started at 15:06:06

Pos	No.	Name	Class	Laps	Diff	Total Tm	Best Tm	Town / City	Team Name
-----	-----	------	-------	------	------	----------	---------	-------------	-----------

Pre Injection

1	54	Daniel Tomlinson	Pre Injection	7		7:48.533	1:04.624	Great Harwood	
2	8	Leon Donaghy	Pre Injection	7	18.613	8:07.146	1:06.823	Wrea Green	
3	313	Darren Fawcette	Pre Injection	7	18.993	8:07.526	1:06.696	Whitehaven	
4	232	David Barnes	Pre Injection	7	36.037	8:24.570	1:09.548	Blackburn	
5	71	Mike Davis	Pre Injection	6	1 Lap	7:43.073	1:12.805		

Supersport 600

1	93	Max Ainscough	Supersport 600	7		7:31.946	1:02.782	Leigh	
2	18	William Neville	Supersport 600	7	26.529	7:58.475	1:06.706	Burnley	
3	34	Sean Cookney	Supersport 600	7	58.796	8:30.742	1:10.416	Ashton in Mak	

Not classified

DNF	125	Stephen Ryan	Supersport 600		DNF			Warrington	
-----	-----	--------------	----------------	--	-----	--	--	------------	--

Announcements

Supersport 600 92.5% Ave Speed = 48.06 mph

Pre Injection 92.5% Ave Speed = 46.36 mph

Margin of Victory	Avg. Speed	Best Lap Tm	Best Speed	Best Lap by
16.587	51.967	1:02.782	53.442	93 - Max Ainscough

Chief Timekeeper: Gavin Morrison

Orbits

Timekeepers: Damien Johnson

Results not official unless signed

www.mylaps.com

Licensed to: PDMCC

Printed: 18/09/2024 04:19:04



PDMCC Round 4

Sorted on Laps

02 - Streetstock 125

3 Sisters International 0.932 miles

Race 10

15/09/2024 15:19

Race (7 Laps) started at 15:19:25

Pos	No.	Name	Class	Laps	Diff	Total Tm	Best Tm	Town / City	Team Name
-----	-----	------	-------	------	------	----------	---------	-------------	-----------

Streetstock 125

1	198	Callum Atherton	Streetstock 125	7		8:03.556	1:07.305	Wigan	
2	1	Morgan Fulop	Streetstock 125	7	8.139	8:11.695	1:07.333	Bolton	
3	769	David Green	Streetstock 125	7	9.990	8:13.546	1:08.347	Knottingley	
4	158	Paul Livesey	Streetstock 125	7	10.982	8:14.538	1:08.969	Glossop	
5	103	Max Hemsworth	Streetstock 125	7	24.291	8:27.847	1:10.435	Sheffield	
6	801	Karl Gilbert	Streetstock 125	7	31.355	8:34.911	1:09.863	Leigh	
7	37	Arthur Woods	Streetstock 125	7	32.455	8:36.011	1:11.013	Ormskirk	
8	199	Dillon Marr	Streetstock 125	7	33.670	8:37.226	1:11.229	Wigan	
9	172	Mason Mitchelle	Streetstock 125	7	55.169	8:58.725	1:14.954	Reddish	
10	322	Liam Whiteley	Streetstock 125	6	1 Lap	8:06.261	1:19.132	Isle Of Man	
11	6	Annette Ridge	Streetstock 125	6	1 Lap	8:06.424	1:18.051	Leigh	
12	65	David Madsen	Streetstock 125	6	1 Lap	8:07.174	1:17.538	Little Hutton	
13	28	Lennon Brooks	Streetstock 125	6	1 Lap	8:12.762	1:18.908	Skelmersdale	
14	67	Bethany Cardwell	Streetstock 125	6	1 Lap	8:14.216	1:18.922	Bispham	
15	850	Erica Lawson	Streetstock 125	6	1 Lap	8:16.496	1:19.461	Sale	

Not classified

DNF	135	Luca Tomlinson	Streetstock 125	2	DNF	2:40.426	1:14.900	Bury	
-----	-----	----------------	-----------------	---	-----	----------	----------	------	--

Announcements

Streetstock 125 92.5% Ave Speed = 44.92 mph

Margin of Victory	Avg. Speed	Best Lap Tm	Best Speed	Best Lap by
8.139	48.570	1:07.305	49.851	198 - Callum Atherton

Chief Timekeeper: Gavin Morrison

Orbits

Timekeepers: Damien Johnson

Results not official unless signed

www.mylaps.com

Licensed to: PDMCC

Printed: 18/09/2024 04:20:10



PDMCC Round 4

Sorted on Laps


03 - Stock Twins / Open Twins

3 Sisters International 0.932 miles

Race 11

15/09/2024 15:33

Race (7 Laps) started at 15:33:02



Pos	No.	Name	Class	Laps	Diff	Total Tm	Best Tm	Town / City	Team Name
Open Twins									
1	30	James Gerrard	Open Twins	7		8:12.929	1:07.988	Bolton	
2	34	Sean Cookney	Open Twins	7	24.836	8:37.765	1:09.419	Ashton in Mak	
3	113	Stephen Johnston	Open Twins	7	32.883	8:45.812	1:12.579	Birkenhead	
Stock Twins									
1	1	Morgan Fulop	Stock Twins	7		7:57.660	1:04.497	Bolton	
2	35	Jay Gilbert	Stock Twins	7	1.529	7:59.189	1:05.327	Warrington	
3	232	David Barnes	Stock Twins	7	11.002	8:08.662	1:06.679	Blackburn	
4	95	Kurt Brown	Stock Twins	7	15.931	8:13.591	1:07.893	Leyland	
5	181	Ryan Arnold	Stock Twins	7	19.549	8:17.209	1:09.023	Newton Le Wil	
6	55	Carl Bayliss	Stock Twins	7	22.316	8:19.976	1:09.190	Liverpool	
7	123	Yianni Karakousis	Stock Twins	7	37.233	8:34.893	1:11.191		
8	78	Paul Evans	Stock Twins	7	42.596	8:40.256	1:10.293	Nottingham	
9	53	Mark Orrell	Stock Twins	7	43.924	8:41.584	1:09.662	Burnley	
10	166	Kian O'Sullivan	Stock Twins	7	48.348	8:46.008	1:12.080	Preston	
11	167	James Baron	Stock Twins	7	1:10.900	9:08.560	1:16.166	Kendal	
12	94	Michael Brown	Stock Twins	6	1 Lap	9:23.169	1:31.202		

Announcements

Stock Twins 92.5% Ave Speed = 45.48 mph

Open Twins 92.5% Ave Speed = 44.07 mph

Margin of Victory	Avg. Speed	Best Lap Tm	Best Speed	Best Lap by
1.529	49.170	1:04.497	52.021	1 - Morgan Fulop

Chief Timekeeper: Gavin Morrison

Orbits

Timekeepers: Damien Johnson

Results not official unless signed

www.mylaps.com

Licensed to: PDMCC



PDMCC Round 4

Sorted on Laps

04 - Single Cylinder / Supermoto

3 Sisters International 0.932 miles

Race 12

15/09/2024 15:47

Race (7 Laps) started at 15:47:37

Pos	No.	Name	Class	Laps	Diff	Total Tm	Best Tm	Town / City	Team Name
-----	-----	------	-------	------	------	----------	---------	-------------	-----------

Single Cylinder

1	35	Jay Gilbert	Single Cylinder	7		8:14.936	1:08.413	Warrington	
2	158	Paul Livesey	Single Cylinder	7	0.555	8:15.491	1:09.012	Glossop	
3	801	Karl Gilbert	Single Cylinder	7	0.657	8:15.593	1:07.974	Leigh	
4	129	Jack Cunningham-Smith	Single Cylinder	7	39.071	8:54.007	1:13.186	Bury	
5	173	David McGlone	Single Cylinder	6	1 Lap	7:54.627	1:13.945	Hull	
6	101	Jack Collier	Single Cylinder	6	1 Lap	8:12.387	1:19.646	Wigan	

Supermoto

1	15	David Clarke	Supermoto	7		7:45.465	1:03.514	New Longton	
2	422	Clint Davis	Supermoto	7	16.078	8:01.543	1:06.667	Kendal	

Announcements

Single Cylinder 92.5% Ave Speed = 43.89 mph

Supermoto 92.5% Ave Speed = 46.67 mph

Margin of Victory	Avg. Speed	Best Lap Tm	Best Speed	Best Lap by
16.078	50.458	1:03.514	52.826	15 - David Clarke

Chief Timekeeper: Gavin Morrison

Orbits

Timekeepers: Damien Johnson

Results not official unless signed

www.mylaps.com

Licensed to: PDMCC

Printed: 18/09/2024 04:21:34



PDMCC Round 4

Sorted on Laps

05 - 401-1300 / Steel Frame / Forgotten

3 Sisters International 0.932 miles

Race 13

15/09/2024 16:12

Race (7 Laps) started at 16:12:49

Pos	No.	Name	Class	Laps	Diff	Total Tm	Best Tm	Town / City	Team Name
-----	-----	------	-------	------	------	----------	---------	-------------	-----------

Forgotten Era

1	259	Paul Sweeney	Forgotten Era	6		7:55.991	1:15.458	Irlam	
2	26	Brad Mason	Forgotten Era	6	6.647	8:02.638	1:17.144	Sabden	
3	14	Thomas Robinson	Forgotten Era	6	29.398	8:25.389	1:22.220	Darwen	

Steel Frame 600

1	8	Leon Donaghy	Steel Frame 600	7		8:04.452	1:07.643	Wrea Green	
2	313	Darren Fawcette	Steel Frame 600	7	0.426	8:04.878	1:06.621	Whitehaven	
3	71	Mike Davis	Steel Frame 600	7	27.015	8:31.467	1:10.260		
4	756	Christopher Peers	Steel Frame 600	6	1 Lap	7:50.888	1:14.836	Rochdale	

401-1300

1	93	Max Ainscough	401-1300	7		7:29.332	1:01.843	Leigh	
2	54	Daniel Tomlinson	401-1300	7	16.515	7:45.847	1:03.954	Great Harwood	
3	18	William Neville	401-1300	7	31.700	8:01.032	1:06.244	Burnley	
4	125	Stephen Ryan	401-1300	7	35.005	8:04.337	1:07.887	Warrington	
5	113	Stephen Johnston	401-1300	7	54.893	8:24.225	1:09.416	Birkenhead	
6	166	Kian O'Sullivan	401-1300	7	1:07.500	8:36.832	1:11.677	Preston	
7	117	Daniel Rossi	401-1300	6	1 Lap	7:44.385	1:13.603	Rhyl	

Announcements

401-1300 92.5% Ave Speed = 48.34 mph

Forgotten Era 92.5% Ave Speed = 39.12 mph

Steel Frame 92.5% Ave Speed = 44.84 mph

Margin of Victory	Avg. Speed	Best Lap Tm	Best Speed	Best Lap by
16.515	52.270	1:01.843	54.254	93 - Max Ainscough

Chief Timekeeper: Gavin Morrison

Orbits

Timekeepers: Damien Johnson

Results not official unless signed

www.mylaps.com

Licensed to: PDMCC



PDMCC Round 4

Sorted on Laps


06 - Classic 50/UT250/O250/Post Clas/MZ

3 Sisters International 0.932 miles

Race 14

15/09/2024 16:26

Race (7 Laps) started at 16:26:53



Pos	No.	Name	Class	Laps	Diff	Total Tm	Best Tm	Town / City	Team Name
Classic Over 250									
1	30	James Gerrard	Classic Over 250	7		8:50.313	1:12.249	Bolton	
2	108	Derek Butler	Classic Over 250	7	1:20.836	10:11.149	1:25.255	Flookborough	
Classic up to 250									
1	791	Enrico Belsito	Classic up to 250	7		9:07.787	1:16.259	Manchester	
MZ									
1	38	James Millington	MZ	7		9:11.749	1:14.475	Barrow in Furr	
2	156	Russell Turner	MZ	7	17.970	9:29.719	1:17.091	Stockport	
3	271	Robin Bartlett	MZ	7	43.139	9:54.888	1:20.566	Leyland	
4	70	Andrew Henworth	MZ	7	1:01.573	10:13.322	1:25.256	Carnforth	
Not classified									
DNF	173	David McGlone	MZ	2	DNF	2:43.360	1:17.116	Hull	
Post Classic									
1	177	Tim Jones	Post Classic	7		9:08.170	1:15.977	Windermere	

Announcements

Classic over 250 92.5% Ave Speed = 40.96 mph

Post Classic 92.5% Ave Speed = 39.63 mph

MZ 92.5% Ave Speed = 39.37 mph

Margin of Victory	Avg. Speed	Best Lap Tm	Best Speed	Best Lap by
17.474	44.288	1:12.249	46.439	30 - James Gerrard

Chief Timekeeper: Gavin Morrison

Orbits

Timekeepers: Damien Johnson

Results not official unless signed

www.mylaps.com

Licensed to: PDMCC

Printed: 18/09/2024 04:26:01



PDMCC Round 4

Sorted on Laps

07 - Up to 500

3 Sisters International 0.932 miles

Race 15

15/09/2024 16:43

Race (7 Laps) started at 16:43:58

Pos	No.	Name	Class	Laps	Diff	Total Tm	Best Tm	Town / City	Team Name
-----	-----	------	-------	------	------	----------	---------	-------------	-----------

Up to 500

1	113	Stephen Johnston	Up to 500	7		8:09.068	1:07.962	Birkenhead	
2	181	Ryan Arnold	Up to 500	7	1.025	8:10.093	1:08.061	Newton Le Wil	
3	55	Carl Bayliss	Up to 500	7	5.419	8:14.487	1:08.243	Liverpool	
4	383	Richard Hughes	Up to 500	7	9.335	8:18.403	1:08.832		
5	316	Liam Taylor	Up to 500	7	10.302	8:19.370	1:08.765	Cannock	
6	129	Jack Cunningham-Smith	Up to 500	7	49.380	8:58.448	1:14.505	Bury	
7	39	Sean Hooper	Up to 500	7	50.036	8:59.104	1:14.670	Stoke on Trent	
8	131	Carl Nicholson	Up to 500	7	52.661	9:01.729	1:14.481	Wigan	
9	14	Thomas Robinson	Up to 500	6	1 Lap	8:23.203	1:21.078	Darwen	
10	101	Jack Collier	Up to 500	6	1 Lap	8:23.644	1:20.992	Wigan	
11	94	Michael Brown	Up to 500	6	1 Lap	9:15.874	1:29.592		

Announcements

Up to 500 92.5% Ave Speed = 44.42 mph

Margin of Victory	Avg. Speed	Best Lap Tm	Best Speed	Best Lap by
1.025	48.023	1:07.962	49.369	113 - Stephen Johnston

Chief Timekeeper: Gavin Morrison

Orbits

Timekeepers: Damien Johnson

Results not official unless signed

www.mylaps.com

Licensed to: PDMCC

Printed: 18/09/2024 04:27:21



PDMCC Round 4

Sorted on Laps

08 - Evo Tech

3 Sisters International 0.932 miles

Race 16

15/09/2024 16:57

Race (7 Laps) started at 16:57:33

Pos	No.	Name	Class	Laps	Diff	Total Tm	Best Tm	Town / City	Team Name
-----	-----	------	-------	------	------	----------	---------	-------------	-----------

Evo Tech

1	198	Callum Atherton	Evo Tech	7		8:05.286	1:07.782	Wigan	
2	35	Jay Gilbert	Evo Tech	7	5.374	8:10.660	1:08.330	Warrington	
3	133	Darren Anderson	Evo Tech	7	5.502	8:10.788	1:08.382	Brigg	
4	1	Morgan Fulop	Evo Tech	7	7.034	8:12.320	1:07.966	Bolton	
5	801	Karl Gilbert	Evo Tech	7	7.133	8:12.419	1:08.052	Leigh	
6	37	Arthur Woods	Evo Tech	7	36.816	8:42.102	1:11.655	Ormskirk	
7	172	Mason Mitchelle	Evo Tech	7	57.514	9:02.800	1:15.968	Reddish	
8	28	Lennon Brooks	Evo Tech	6	1 Lap	8:17.505	1:20.007	Skelmersdale	
9	65	David Madsen	Evo Tech	6	1 Lap	8:20.028	1:20.046	Little Hutton	
10	850	Erica Lawson	Evo Tech	6	1 Lap	8:20.967	1:20.466	Sale	
11	6	Annette Ridge	Evo Tech	6	1 Lap	8:21.209	1:20.461	Leigh	
12	135	Luca Tomlinson	Evo Tech	6	1 Lap	8:37.215	1:16.920	Bury	

Not classified

DNF	67	Bethany Cardwell	Evo Tech	2	DNF	2:55.797	1:22.278	Bispham	
DNF	199	Dillon Marr	Evo Tech	1	DNF	1:22.802		Wigan	

Announcements

Evo Tech 92.5% Ave Speed = 44.76 mph

Margin of Victory	Avg. Speed	Best Lap Tm	Best Speed	Best Lap by
5.374	48.397	1:07.782	49.500	198 - Callum Atherton

Chief Timekeeper: Gavin Morrison

Orbits

Timekeepers: Damien Johnson

Results not official unless signed

www.mylaps.com

Licensed to: PDMCC

Printed: 18/09/2024 04:28:12